

TEST REPORT IEC 62471:2006 Photobiological safety of lamps and lamp systems	
Report reference No	RSZ160729550-03
Compiled by (+ signature)	Aror Cheng <i>Aror Cheng</i>
Approved by (+ signature)	Harrison Huang <i>Harrison Huang</i>
Date of issue	2016-08-05
Testing laboratory	Bay Area Compliance Laboratories Corp. (Dongguan)
Address	No.69 Pulong Village Puxinhu Industry Zone Tangxia,Dongguan, China.
Testing location	Same as above
Applicant	Hongli Zhihui Group Co.,Ltd.
Address	NO.1, Xianke Yi Road, Huadong Town, Huadu District, Guangzhou City, China
Standard	IEC 62471:2006
Test sample(s) received.....	2016-08-05
Test in period.....	2016-08-05
Procedure deviation	N.A.
Non-standard test method	N.A.
Note: This test report is for the customer shown above and their specific product only. It may not be duplicated or used in part except in full without prior written consent from Bay Area Compliance Laboratories Corp. (Dongguan).	
Type of test object	LED
Trademark	N.A.
Model/type reference	LT005F79W-20B2C10(Ra1)
Manufacturer.....	Hongli Zhihui Group Co.,Ltd. NO.1, Xianke Yi Road, Huadong Town, Huadu District, Guangzhou City, China
Rating	Input: 29-34Vdc,700mA,21W

IEC 62471:2006			
Clause	Requirement + Test	Result - Remark	Verdict
4	EXPOSURE LIMITS		P
	Contents of the whole Clause 4 of IEC 62471: 2006 moved into a new informative Annex ZB		P
	Clause 4 replaced by the following:		P
	Limits of the Artificial Optical Radiation Directive(2006/25/EC) have been applied instead of those fixed in IEC 62471: 2006	See the Table 6.1	P
Annex ZB	EXPOSURE LIMITS		P
4.1	General		P
	The exposure limits in this standard is not less than 0,01 ms and not more than any 8-hour period and should be used as guides in the control of exposure		P
	Detailed spectral data of a light source are generally required only if the luminance of the source exceeds 10^4 cd m^{-2}	$>10^4 \text{ cd m}^{-2}$	P
4.3	Hazard exposure limits		P
4.3.1	Actinic UV hazard exposure limit for the skin and eye		P
	The exposure limit for effective radiant exposure is $30 \text{ J}\cdot\text{m}^{-2}$ within any 8-hour period		P
	To protect against injury of the eye or skin from ultraviolet radiation exposure produced by a broadband source, the effective integrated spectral irradiance, E_s , of the light source shall not exceed the levels defined by:	$E_s = 1.3 \times 10^{-5} \text{ W}\cdot\text{m}^{-2}$	P
	$E_s \cdot t = \int_{200}^{400} E(\lambda, t) \cdot S_{uv}(\lambda) \cdot \Delta\lambda \cdot \Delta t \leq 30 \text{ J}\cdot\text{m}^{-2}$		P
	The permissible time for exposure to ultraviolet radiation incident upon the unprotected eye or skin shall be computed by:		P
	$t_{\max} = 30/E_s$	$t_{\max} = 30 / (1.3 \times 10^{-5}) = 2.3 \times 10^6 \text{ s}$	P
4.3.2	Near-UV hazard exposure limit for eye		P
	For the spectral region 315 nm to 400 nm (UV-A) the total radiant exposure to the eye shall not exceed $10000 \text{ J}\cdot\text{m}^{-2}$ for exposure times less than 1000s. For exposure times greater than 1000 s (approximately 16 minutes) the UV-A irradiance for the unprotected eye, E_{UVA} , shall not exceed $10 \text{ W}\cdot\text{m}^{-2}$	$E_{\text{UVA}} = 8.1 \times 10^{-4} \text{ W}\cdot\text{m}^{-2}$	P
	The permissible time for exposure to ultraviolet radiation incident upon the unprotected eye for time less than 1000 s, shall be computed by:		N
	$t_{\max} = 10000/E_{\text{UVA}} \text{ s}$		N

IEC 62471:2006			
Clause	Requirement + Test	Result - Remark	Verdict
4.3.3	Retinal blue light hazard exposure limit		P
	To protect against retinal photochemical injury from chronic blue-light exposure, the integrated spectral radiance of the light source weighted against the blue-light hazard function, $B(\lambda)$, i.e., the blue-light weighted radiance, L_B , shall not exceed the levels defined by:		P
	$L_B \cdot t = \int_{300}^{700} L(\lambda, t) \cdot B(\lambda) \cdot \Delta\lambda \cdot \Delta t \leq 10^6 \text{ J} \cdot \text{m}^{-2} \cdot \text{sr}^{-1}$		N
	$L_B = \int_{300}^{700} L(\lambda) \cdot B(\lambda) \cdot \Delta\lambda \leq 100 \text{ W} \cdot \text{m}^{-2} \cdot \text{sr}^{-1}$	$L_B = 9.4 \times 10^1 \text{ W} \cdot \text{m}^{-2} \cdot \text{sr}^{-1}$	P
4.3.4	Retinal blue light hazard exposure limit - small source	$\alpha = 0.0665 \text{ rad}$	N
	Thus the spectral irradiance at the eye E_λ , weighted against the blue-light hazard function $B(\lambda)$ shall not exceed the levels defined by: see table 4.2		N
	$E_B \cdot t = \int_{300}^{700} E(\lambda, t) \cdot B(\lambda) \cdot \Delta\lambda \cdot \Delta t \leq 100 \text{ J} \cdot \text{m}^{-2}$		N
	$E_B = \int_{300}^{700} E(\lambda) \cdot B(\lambda) \cdot \Delta\lambda \leq 1 \text{ W} \cdot \text{m}^{-2}$		N
4.3.5	Retinal thermal hazard exposure limit		P
	To protect against retinal thermal injury, the integrated spectral radiance of the light source, L_λ , weighted by the burn hazard weighting function $R(\lambda)$ (from Figure 4.2 and Table 4.2), i.e., the burn hazard weighted radiance, shall not exceed the levels defined by:		P
	$L_R = \sum_{380}^{1400} L_\lambda \cdot R(\lambda) \cdot \Delta\lambda \leq \frac{50000}{\alpha^{-1} - 1} \text{ W} \cdot \text{m}^{-2} \cdot \text{sr}^{-1}$	$L_R = 5.0 \times 10^3 \text{ W} \cdot \text{m}^{-2} \cdot \text{sr}^{-1}$	P
4.3.6	Retinal thermal hazard exposure limit – weak visual stimulus		P
	For an infrared heat lamp or any near-infrared source where a weak visual stimulus is inadequate to activate the aversion response, the near infrared (780 nm to 1400 nm) radiance, L_{IR} , as viewed by the eye for exposure times greater than 10 s shall be limited to:		P
	$L_{IR} = \sum_{780}^{1400} L_\lambda \cdot R(\lambda) \cdot \Delta\lambda \leq \frac{6000}{\alpha} \text{ W} \cdot \text{m}^{-2} \cdot \text{sr}^{-1}$	$L_{IR} = 0 \text{ W} \cdot \text{m}^{-2} \cdot \text{sr}^{-1}$	P

IEC 62471:2006			
Clause	Requirement + Test	Result - Remark	Verdict
4.3.7	Infrared radiation hazard exposure limits for the eye		P
	The avoid thermal injury of the cornea and possible delayed effects upon the lens of the eye (cataractogenesis),ocular exposure to infrared radiation, EIR,over the wavelength range 780 nm to 3000 nm, for times less than 1000 s, shall not exceed:		N
	$E_{IR} = \sum_{780}^{3000} E_{\lambda} \cdot \Delta\lambda \leq 18000 \cdot t^{-0,75} \quad \text{W}\cdot\text{m}^{-2}$		N
	For times greater than 1000 s the limit becomes:		P
	$E_{IR} = \sum_{780}^{3000} E_{\lambda} \cdot \Delta\lambda \leq 100 \quad \text{W}\cdot\text{m}^{-2}$	$E_{IR} = 0 \text{ W}\cdot\text{m}^{-2}$	P
4.3.8	Thermal hazard exposure limit for the skin		P
	Visible and infrared radiant exposure (380 nm to 3000 nm) of the skin shall be limited to:		P
	$E_H \cdot t = \sum_{380}^{3000} \sum_t E_{\lambda}(\lambda, t) \cdot \Delta t \cdot \Delta\lambda \leq 20000 \cdot t^{0,25} \quad \text{J}\cdot\text{m}^{-2}$	$E_H \cdot t = 0 \text{ J}\cdot\text{m}^{-2}$	P
5	MEASUREMENT OF LAMPS AND LAMP SYSTEMS		P
5.1	Measurement conditions		P
	Measurement conditions shall be reported as part of the evaluation against the exposure limits and the assignment of risk classification.		P
5.1.1	Lamp ageing (seasoning)		N
	Seasoning of lamps shall be done as stated in the Appropriate EN lamp standard.		N
5.1.2	Test environment	25.3	P
	For specific test conditions, see the appropriate EN lamp standard or in absence of such standards, the appropriate national standards or manufacturer's recommendations.		P
5.1.3	Extraneous radiation		P
	Careful checks should be made to ensure that extraneous sources of radiation and reflections do not add significantly to the measurement results.		P
5.1.4	Lamp operation		P
	Operation of the test lamp shall be provided in accordance with:		P

IEC 62471:2006			
Clause	Requirement + Test	Result - Remark	Verdict
	– the appropriate EN lamp standard, or		N
	– the manufacturer' s recommendation		P
5.1.5	Lamp system operation		N
	The power source for operation of the test lamp shall be provided in accordance with:		N
	– the appropriate EN standard, or		N
	– the manufacturer' s recommendation		N
5.2	Measurement procedure		P
5.2.1	Irradiance measurements		P
	Minimum aperture diameter 7mm.		P
	Maximum aperture diameter 50 mm.		P
	The measurement shall be made in that position of the beam giving the maximum reading.		P
	The measurement instrument is adequate calibrated.	See appendix C	P
5.2.2	Radiance measurements		P
5.2.2.1	Standard method		P
	The measurements made with an optical system.		P
	The instrument shall be calibrated to read in absolute radiant power per unit receiving area and per unit solid angle to acceptance averaged over the field of view of the instrument.		P
5.2.2.2	Alternative method		N
	Alternatively to an imaging radiance set-up, an irradiance measurement set-up with a circular field stop placed at the source can be used to perform radiance measurements.		N
5.2.3	Measurement of source size		P
	The determination of θ , the angle subtended by a source, requires the determination of the 50% emission points of the source.		P
5.2.4	Pulse width measurement for pulsed sources		N
	The determination of Δt , the nominal pulse duration of a source, requires the determination of the time during which the emission is > 50% of its peak value.		N
5.3	Analysis methods		P
5.3.1	Weighting curve interpolations		N
	To standardize interpolated values, use linear interpolation on the log of given values to obtain intermediate points at the wavelength intervals desired.		N
5.3.2	Calculations		P

IEC 62471:2006			
Clause	Requirement + Test	Result - Remark	Verdict
	The calculation of source hazard values shall be performed by weighting the spectral scan by the appropriate function and calculating the total weighted energy.		P
5.3.3	Measurement uncertainty		P
	The quality of all measurement results must be quantified by an analysis of the uncertainty.		P
6	LAMP CLASSIFICATION		P
	For the purposes of this standard it was decided that the values shall be reported as follows:		P
	– for lamps intended for general lighting service, the hazard values shall be reported as either irradiance or radiance values at a distance which produces an illuminance of 500 lux, but not at a distance less than 200 mm		N
	– for all other light sources, including pulsed lamp sources, the hazard values shall be reported at a distance of 200 mm	At a distance of 200mm	P
6.1	Continuous wave lamps		P
6.1.1	Exempt Group		P
	In the exempt group are lamps, which does not pose any photobiological hazard. The requirement is met by any lamp that does not pose:		P
	– an actinic ultraviolet hazard (ES) within 8-hours exposure (30000 s), nor		P
	– a near-UV hazard (EUVA) within 1000 s, (about 16 min), nor		P
	– a retinal blue-light hazard (LB) within 10000 s (about 2,8 h), nor		P
	– a retinal thermal hazard (LR) within 10 s, nor		P
	– an infrared radiation hazard for the eye (EIR) within 1000 s		P
6.1.2	Risk Group 1 (Low-Risk)		N
	In this group are lamps, which exceeds the limits for the exempt group but that does not pose:		N
	– an actinic ultraviolet hazard (ES) within 10000 s, nor		N
	– a near ultraviolet hazard (EUVA) within 300 s, nor		N
	– a retinal blue-light hazard (LB) within 100 s, nor		N
	– a retinal thermal hazard (LR) within 10 s, nor		N
	– an infrared radiation hazard for the eye (EIR) within 100 s		N
	Lamps that emit infrared radiation without a strong visual stimulus and do not pose a near-infrared retinal hazard (LIR), within 100 s are in Risk Group 1.		N
6.1.3	Risk Group 2 (Moderate-Risk)		N
	This requirement is met by any lamp that exceeds the limits for Risk Group 1, but that does not pose:		N

IEC 62471:2006			
Clause	Requirement + Test	Result - Remark	Verdict
	– an actinic ultraviolet hazard (ES) within 1000 s exposure, nor		N
	– a near ultraviolet hazard (EUVA) within 100 s, nor		N
	– a retinal blue-light hazard (LB) within 0,25 s (aversion response), nor		N
	– a retinal thermal hazard (LR) within 0,25 s (aversion response), nor		N
	– an infrared radiation hazard for the eye (EIR) within 10 s		N
	Lamps that emit infrared radiation without a strong visual stimulus and do not pose a near-infrared retinal hazard (LIR), within 10 s are in Risk Group 2.		N
6.1.4	Risk Group 3 (High-Risk)		N
	Lamps which exceed the limits for Risk Group 2 are in Group 3.		N
6.2	Pulsed lamps		N
	Pulse lamp criteria shall apply to a single pulse and to any group of pulses within 0,25 s.		N
	A pulsed lamp shall be evaluated at the highest nominal energy loading as specified by the manufacturer.		N
	The risk group determination of the lamp being tested shall be made as follows:		N
	– a lamp that exceeds the exposure limit shall be classified as belonging to Risk Group 3 (High-Risk)		N
	– for single pulsed lamps, a lamp whose weighted radiant exposure or weighted radiance does is below the EL shall be classified as belonging to the Exempt Group		N
	– for repetitively pulsed lamps, a lamp whose weighted radiant exposure or weighted radiance dose is below the EL, shall be evaluated using the continuous wave risk criteria discussed in clause 6.1, using time averaged values of the pulsed emission		N

IEC 62471:2006

Clause	Requirement + Test	Result - Remark	Verdict
--------	--------------------	-----------------	---------

Table 4.1		Spectral weighting function for assessing ultraviolet hazards for skin and eye		-
Wavelength ¹ λ , nm	UV hazard function $S_{uv}(\lambda)$	Wavelength λ , nm	UV hazard function $S_{uv}(\lambda)$	
200	0.030	313*	0.006	
205	0.051	315	0.003	
210	0.075	316	0.0024	
215	0.095	317	0.0020	
220	0.120	318	0.0016	
225	0.150	319	0.0012	
230	0.190	320	0.0010	
235	0.240	322	0.00067	
240	0.300	323	0.00054	
245	0.360	325	0.00050	
250	0.430	328	0.00044	
254*	0.500	330	0.00041	
255	0.520	333	0.00037	
260	0.650	335	0.00034	
265	0.810	340	0.00028	
270	1.000	345	0.00024	
275	0.960	350	0.00020	
280*	0.880	355	0.00016	
285	0.770	360	0.00013	
290	0.640	365*	0.00011	
295	0.540	370	0.000093	
297	0.460	375	0.000077	
300	0.300	380	0.000064	
303*	0.120	385	0.000053	
305	0.060	390	0.000044	
308	0.026	395	0.000036	
310	0.015	400	0.000030	

¹ Wavelengths chosen are representative: other values should be obtained by logarithmic interpolation at intermediate wavelengths.
* Emission lines of a mercury discharge spectrum.

IEC 62471:2006

Clause	Requirement + Test	Result - Remark	Verdict
--------	--------------------	-----------------	---------

Table 4.2		Spectral weighting functions for assessing retinal hazards from broadband optical sources	
Wavelength nm	Blue-light hazard function B()	Burn hazard function R()	
300	0.01	-	
305	0.01	-	
310	0.01	-	
315	0.01	-	
320	0.01	-	
325	0.01	-	
330	0.01	-	
335	0.01	-	
340	0.01	-	
345	0.01	-	
350	0.01	-	
355	0.01	-	
360	0.01	-	
365	0.01	-	
370	0.01	-	
375	0.01	-	
380	0.01	0.1	
385	0.013	0.13	
390	0.025	0.25	
395	0.05	0.5	
400	0.10	1.0	
405	0.20	6 449.48 479.94 0.480015.	

IEC 62471:2006			
Clause	Requirement + Test	Result - Remark	Verdict

Table 5.4	Summary of the ELs for the surface of the skin or cornea (irradiance based values)		-
11 453.320343	cmIm4 Dom4 Dom4 Dom4 Dom4 Dom4 Domard)ET.(())TTT4 1 0Domdicbase3(tion)()2.(44TTT4		

FINAL

IEC 62471:2006

Clause	Requirement + Test	Result - Remark	Verdict
--------	--------------------	-----------------	---------

Table 6.1	Emission limits for risk groups of continuous wave lamps base on Directive(2006/25/EC)								P
Risk	Action spectrum	Units	Symbol	Exempt		Low risk		Mod risk	
				Limit	Result	Limit	Result	Limit	Result
Actinic UV	$S_{uv}(\lambda)$	$W.m^{-2}$	E_S	0.001	1.3×10^{-5}	0.003	--	0.03	--
Near UV		$W.m^{-2}$	E_{UVA}	10	8.1×10^{-4}	33	--	100	--
Blue light	$B(\lambda)$	$W.m^{-2}.sr^{-1}$	L_B	100	9.4×10^1	10000	--	4000000	--
Blue light, small source	$B(\lambda)$	$W.m^{-2}$	E_B	1	-	1	--	400	--
Retinal thermal	$R(\lambda)$	$W.m^{-2}.sr^{-1}$	L_R	$\frac{28000}{\alpha}$ ($\alpha = 0.0665$)	5.0×10^3	$\frac{28000}{\alpha}$ ($\alpha = 0.0665$)	--	$\frac{71000}{\alpha}$ ($\alpha = 0.0665$)	--
Retinal thermal, Weak visual stimulus**	$R(\lambda)$	$W.m^{-2}.sr^{-1}$	L_{IR}	$\frac{6000}{\alpha}$ ($\alpha = 0.0665$)	4.6	$\frac{6000}{\alpha}$ ($\alpha = 0.0665$)	--	$\frac{28000}{\alpha}$ ($\alpha = 0.0665$)	--
IR radiation Eye		$W.m^{-2}$	E_{IR}	100	0	570	--	3200	--

* Small source defined as one with $< 0,011$ radian. Averaging field of view at 10000 s is 0,1 radian.

** Involves evaluation of non-GLS source

NOTE The action functions: see Table 4.1 and Table 4.2

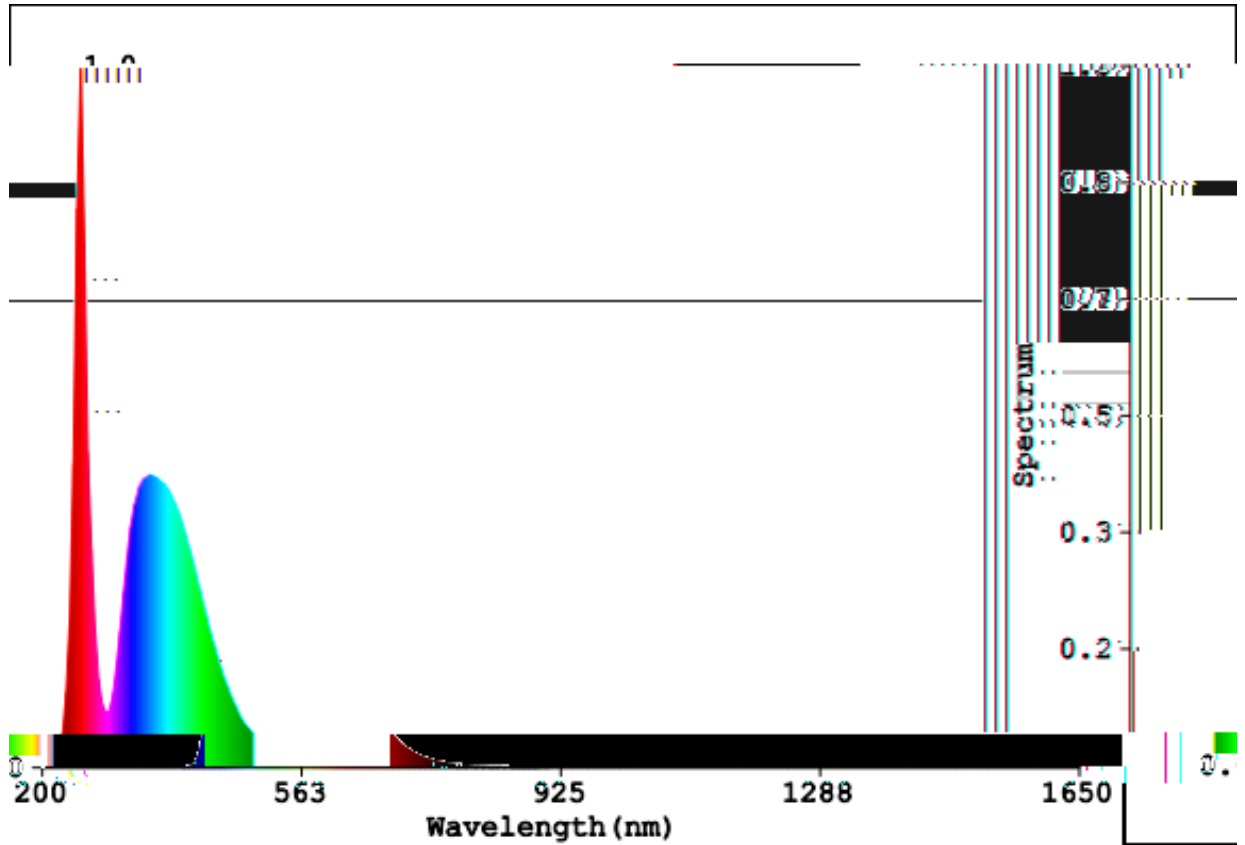
The appliance apertuer diameters: see 4.2.1

The limitations for the angular subtenses: see 4.2.2

The related measurement condition 5.2.3 and the range of acceptance angles: see Table 5.5


Figure of Spectral distribution

Spectral distribution




Appendix A –EUT Photos

The top view of EUT



The bottom view of EUT



Appendix B – Test equipment list

Equipment Description	Model No	BACL#	Manufacturer	Last Cal	Cal Due
UV light leakage spectrum of biological safety systems	PMS-700	T-08-SF140	EVERFINE	2014-12-30	2016-12-29
Imaging luminance meter	CX-2K	T-08-SF140-1	EVERFINE	2014-12-30	2016-12-29
Radiation illuminance meter	RD-2000	T-08-SF140-2	EVERFINE	2014-12-30	2016-12-29
Radiation illuminance meter	RD-2000	T-08-SF140-3	EVERFINE	2014-12-30	2016-12-29
High Accuracy Array	HAAS-2000	T-08-SF140-4	EVERFINE	2014-12-30	2016-12-29
Hygrothermograph	PWS280	T-08-QA026	N/A	2016-3-21	2017-3-21
Standard power spectral UV radiation-specific	UVS-8003	T-08-EE048	EVERFINE	2016-3-21	2017-3-21
80mm sample integrating sphere	SMS-300	F-08-SF130	EVERFINE	2014-12-26	2016-12-25
Steel tape	HILOCK-19	T-08-SF100	TAJIMA	2013-4-18	2018-4-17

***** End of report *****