



Client Name

Client P/N

Product P/N

HTJETEMOP/MCID 35217583.35 T465 481RG481.39 Td(M

Catalog

1. Product naming rules	3
2. Features	3
3. Application range	4
4. Radiation Pattern	4
5. Specifications	5-6
6. Product bins	7
7. Typical Optical/Electrical Characteristics Curves	8
8. Package Dimensions	9
9. Welded plate and steel mesh Dimensions	9
10. Label	10
11. Tape Specifications	

Product naming rules

Under Development	
Mass production	

HL-C 2016 K9 W 3 C B (Ra1) -FC-CZ
 1 2 3 4 5 6 7 8 9 10 11

- 1
- 2
- 3
- 4
- 5
- 6
- 7
- 8
- 9
- 10
- 11:

Ra70



ATTENTION
 OBSERVE PRECAUTIONS
 FOR HANDLING
 ELECTROSTATIC
 DISCHARGE
 SENSITIVE
 DEVICES

Features

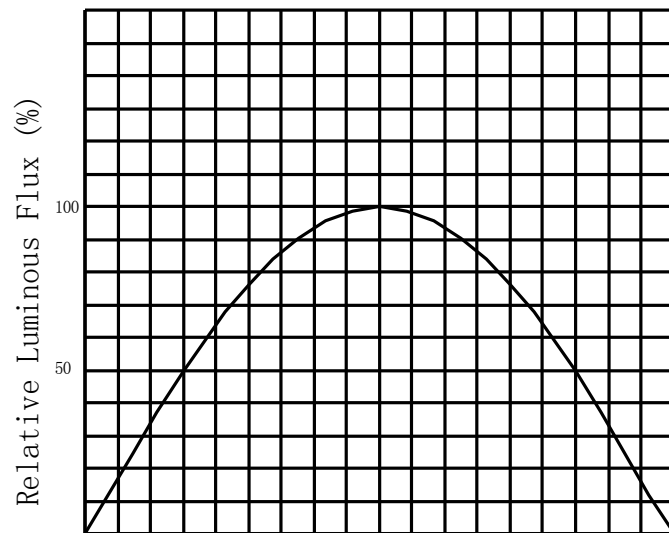
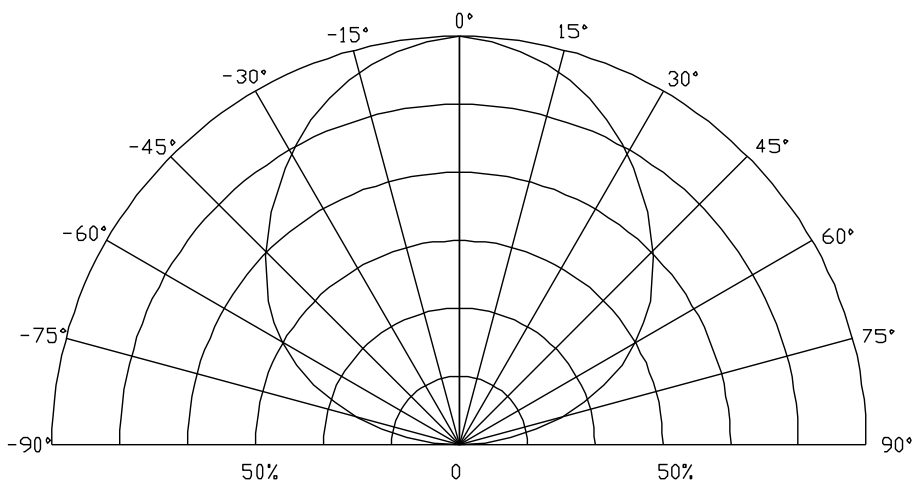
- Long operating life
- High flux
- Low voltage DC operated
- Cool beam, safe to the touch
- Instant light (less than 100ns)
- No UV
- Flip Chip Technology
- RoHS compliant RoHS
- Thermoelectric separation
- Car use

100ns

Application range

前大灯

Radiation Pattern



Specifications

(1) Absolute Maximum Ratings at Ta=25°C 25°C

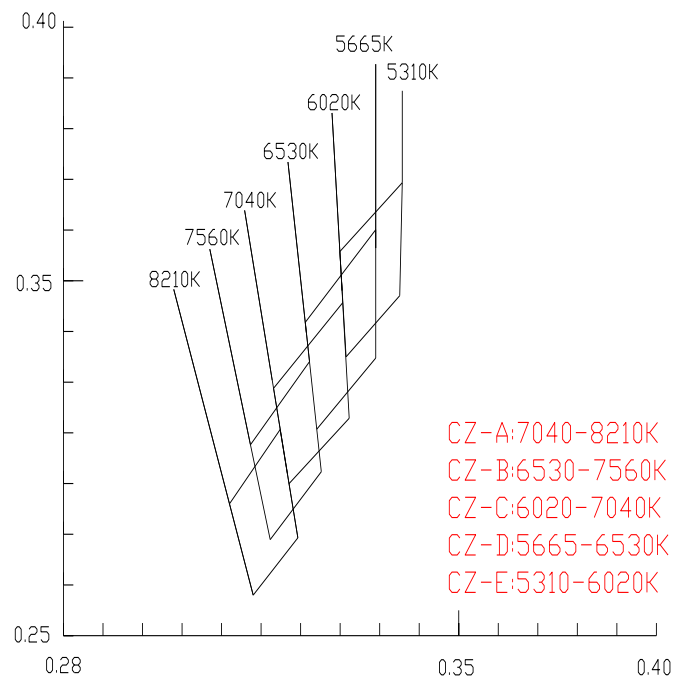
Parameter	Symbol	Rating	Units
put power	Pi		

Product bins

(1) Forward Voltage bins

Min (V)	Max (V)	Min (V)	Max (V)
2.8	3.0	3.4	3.6
3.0	3.2		
3.2	3.4		

(2) Chromaticity bins



色块	CZ-A		CZ-B		CZ-C		CZ-D		CZ-D	
	t	λ	t	λ	t	λ	t	λ	t	λ
8210K	0.3177	0.303	0.3289	0.3114	0.3419	0.3197	0.3559	0.2918	0.3062	0.297
7560K	0.299	0.3069	0.3099	0.3144	0.3207	0.3215	0.3251	0.2978	0.2981	0.302
7040K	0.3124	0.3223	0.3229	0.3289	0.3348	0.3350	0.3469	0.3093	0.2993	0.315
6530K	0.334	0.3207	0.3457	0.3292	0.3601	0.3356	0.3692	0.3049	0.3203	0.312

Notes

*1. Products are tested and binned at a transient forward current (IF) with 1000mA. With the use of different IF, it may probably cause differences in CCT & forward voltage. Generally, with the increase of IF, the CCT will be raised as well.

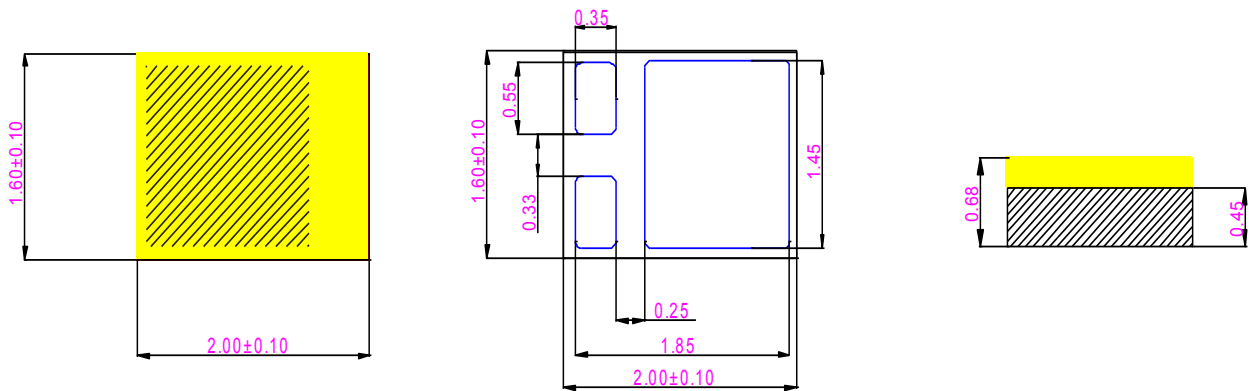
1000mA

2. Tolerance of ± 0.005 on x, y coordinates.

± 0.005

Typical Optical/Electrical Characteristics Curves ($T_a=25$ Unless Otherwise Noted)

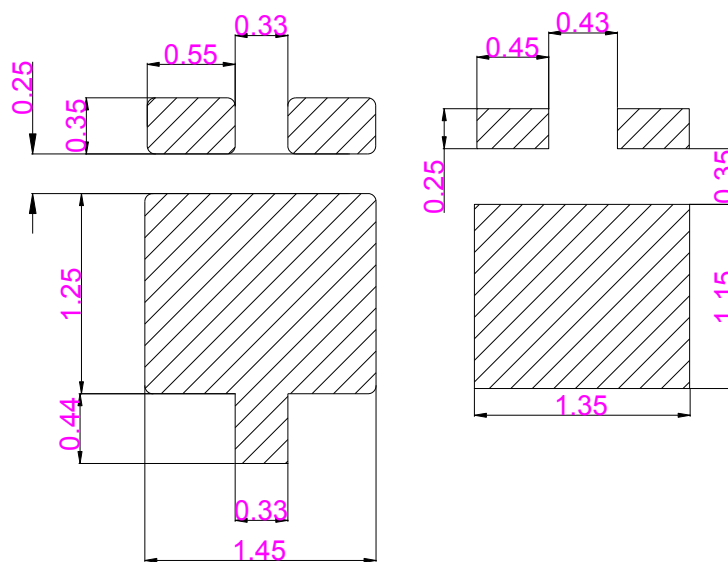
Package Dimensions



Notes :

1. All dimension units are millimeters.
2. All dimension tolerance is ± 0.1 mm unless otherwise noted.
 ± 0.1

Welded plate and steel mesh Dimensions



Notes :

When the circuit configuration is not affected, suggested the increase in the middle of the copper area, or the connection between the middle and the pad and the negative electrode can improve the cooling performance of the product.

Label

TYPE: XXXXXXXXX

QTY: XXXXX

VF: Forward voltage rank

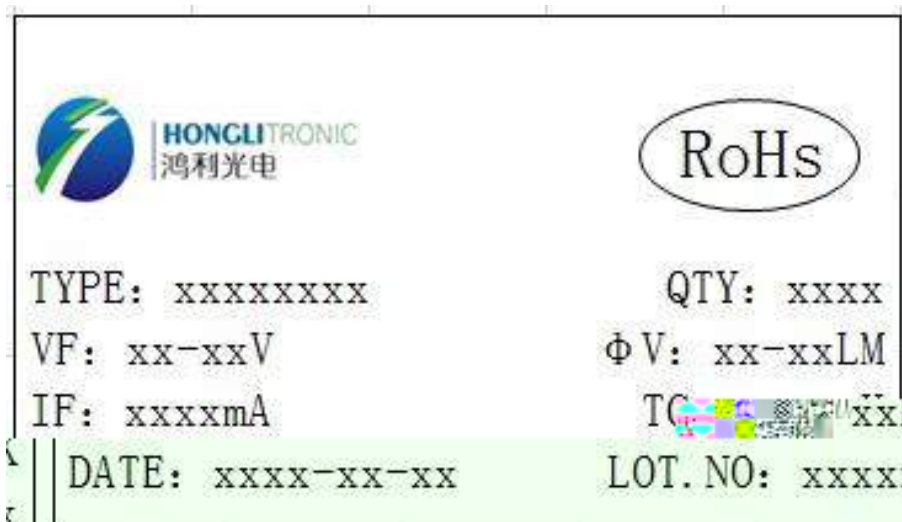
Φ V: Luminous Flux rank

IF: XXXX

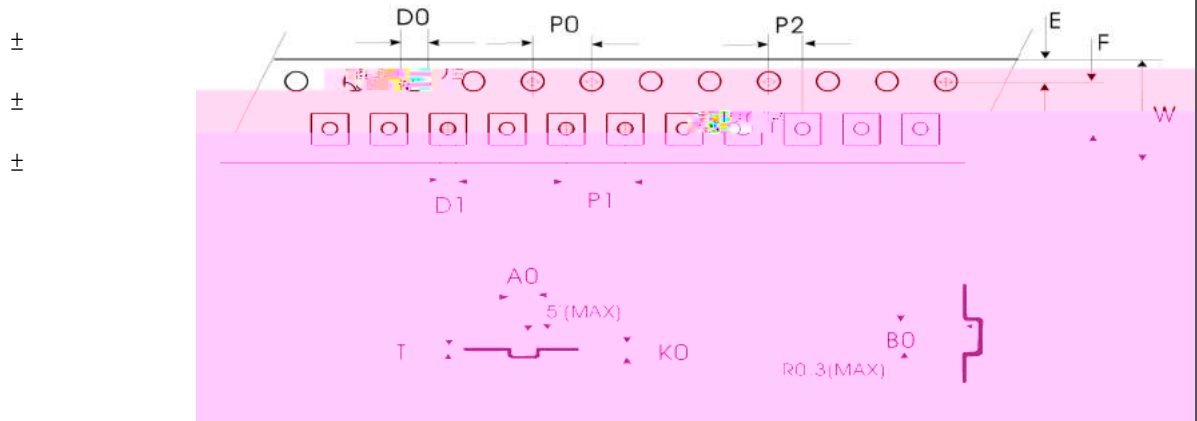
TC: Color temperature

DATE: XXXX

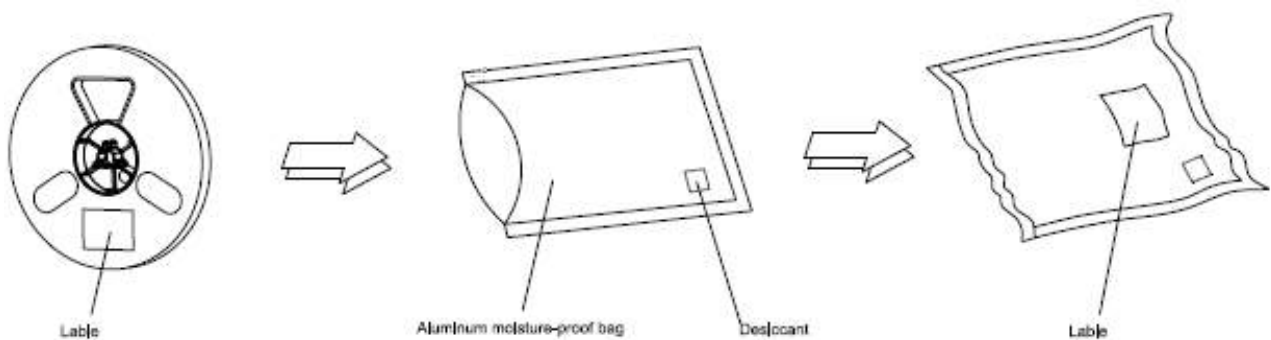
LOT.NO:Lot Number



Tape Specifications(Units:mm)



(2)Moisture resistant packaging



Reflow soldering instructions

Use the matters needing attention()

(

(

()

()

(


Drive this product at constant current. Output current range specifications should be according to the operational and other conditions, as mentioned in data sheet. Before using a constant voltage source or altered specifications, other than recommended, please consider risk factors.

(

—
—
—
—



OK



NG